

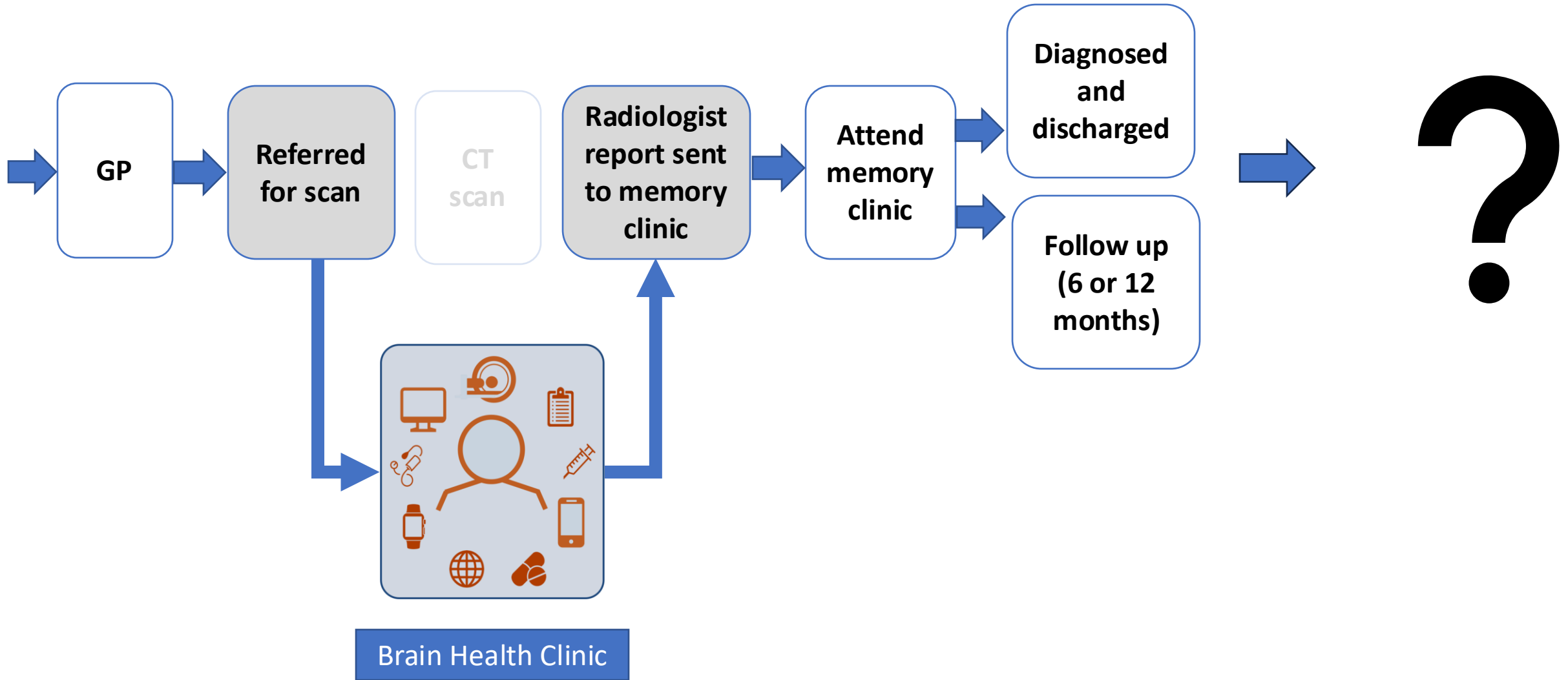


OBHC: Follow-up Survey

Jasmine Blane, DPhil Student

5th February 2025

Follow-up Survey



Co-designing with PPI contributors



- Clear diagnosis first
- Compassionate communication of diagnosis
- Everyday language
- Time to have questions answered.
- Care options / support options / financial, ^{L follow-ups.}

• What might happen and at what rate

- Drugs available / side effects / signs they are working?
- Solution so you're not on your own.
- Good referral service

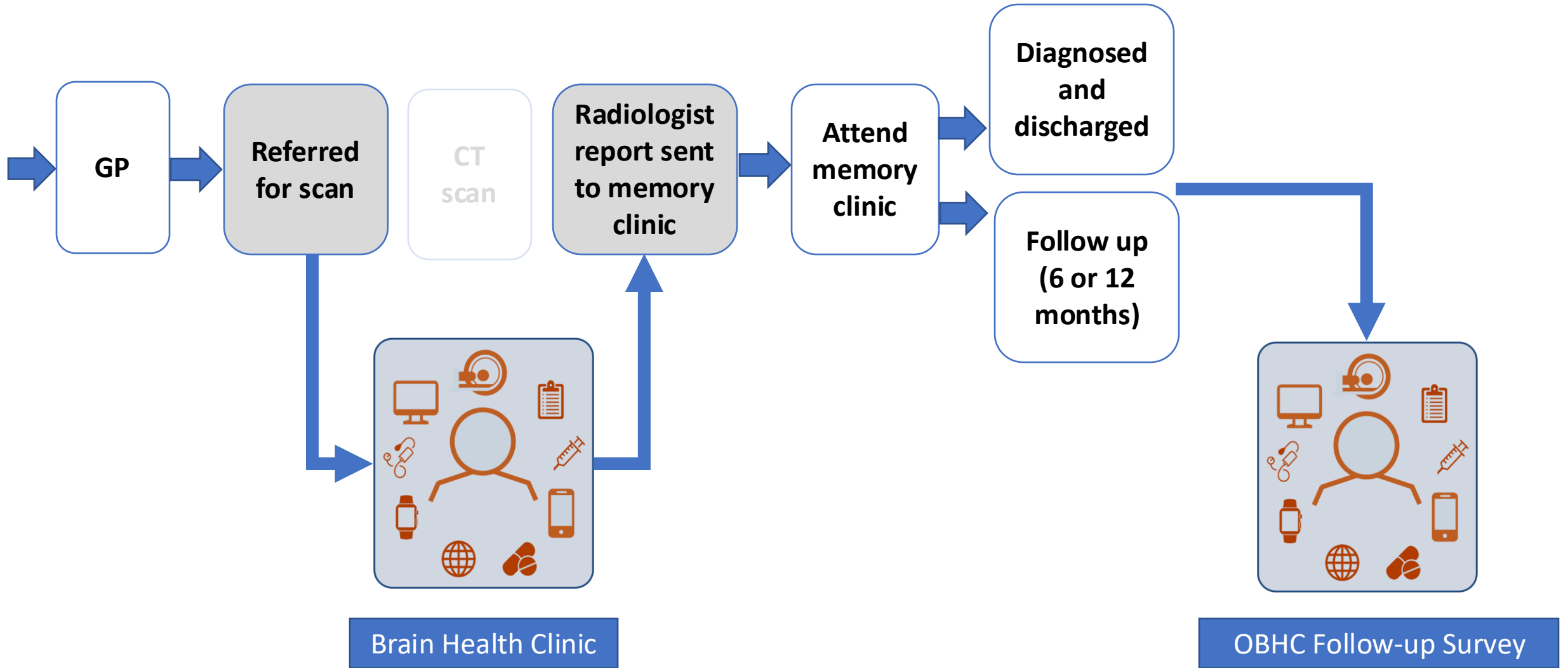
What to look for

- When → loss of cognition → practical implications
- Inability to use computer / iPad / do finances / drive / remember to take meds
- Personality changes
- Changes in dietary habits

Co-designing with PPI contributors



Follow-up Survey



If you participate you can choose:

What you want to do


How you want to do it

If you would like a relative/friend involved

What you want to do.....

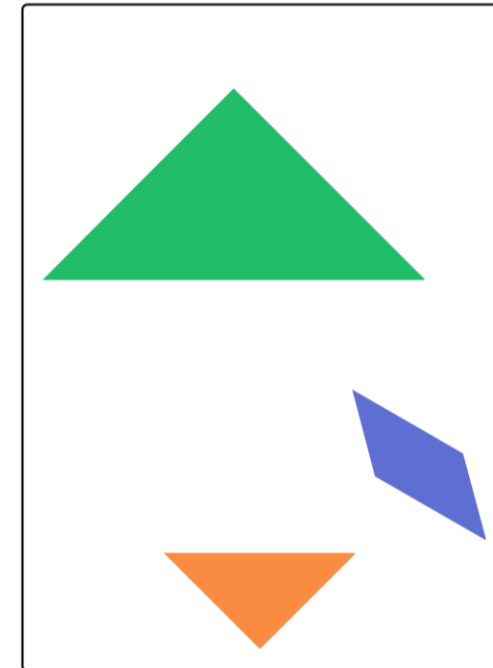
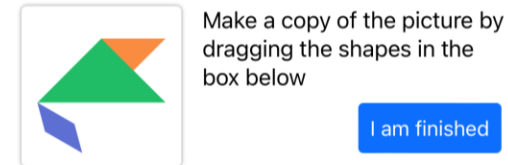


Surveys



Up to
30
minutes

Memory and thinking



Up to
15
minutes

How you want to do it.....



Over the phone



In Person



Online

Relative/friend involvement



Answer questions about....

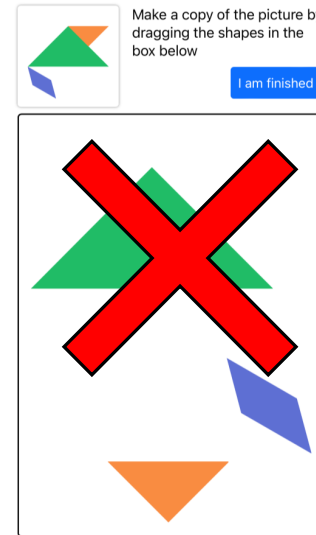

You

Themselves



Some examples....

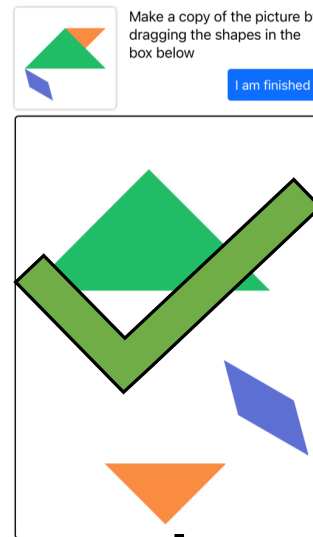

Muriel



Relative
✓
/Friend



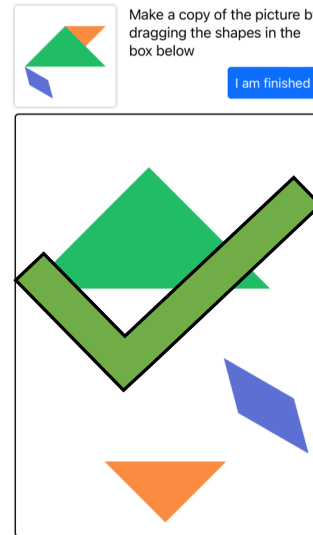

Chris



Relative
~~X~~
/Friend



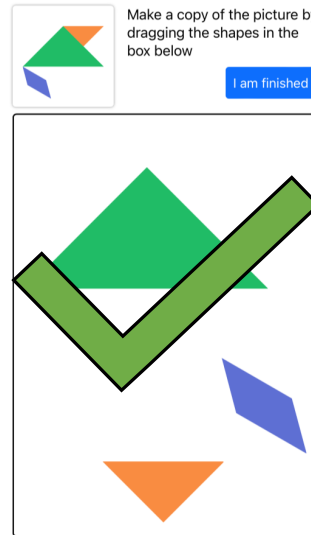

Anita



Relative
~~Friend~~



Gordon



Relative
/Friend



Next steps..

If you participate you can choose:

- What you want to do
- How you want to do it
- If you would like a relative/friend involved

If you want to know more or get involved come and talk to me

Any questions?



Thank you

BHC team

Clare Mackay

Shona Forster

Sameera Shabir

Grace Gillis

BRC PPI Advisory Group

All PPI contributors

Anna Lucas

Masud Husain

Sijia Zhao



Jasmine.blane@psych.ox.ac.uk or 01865 613102